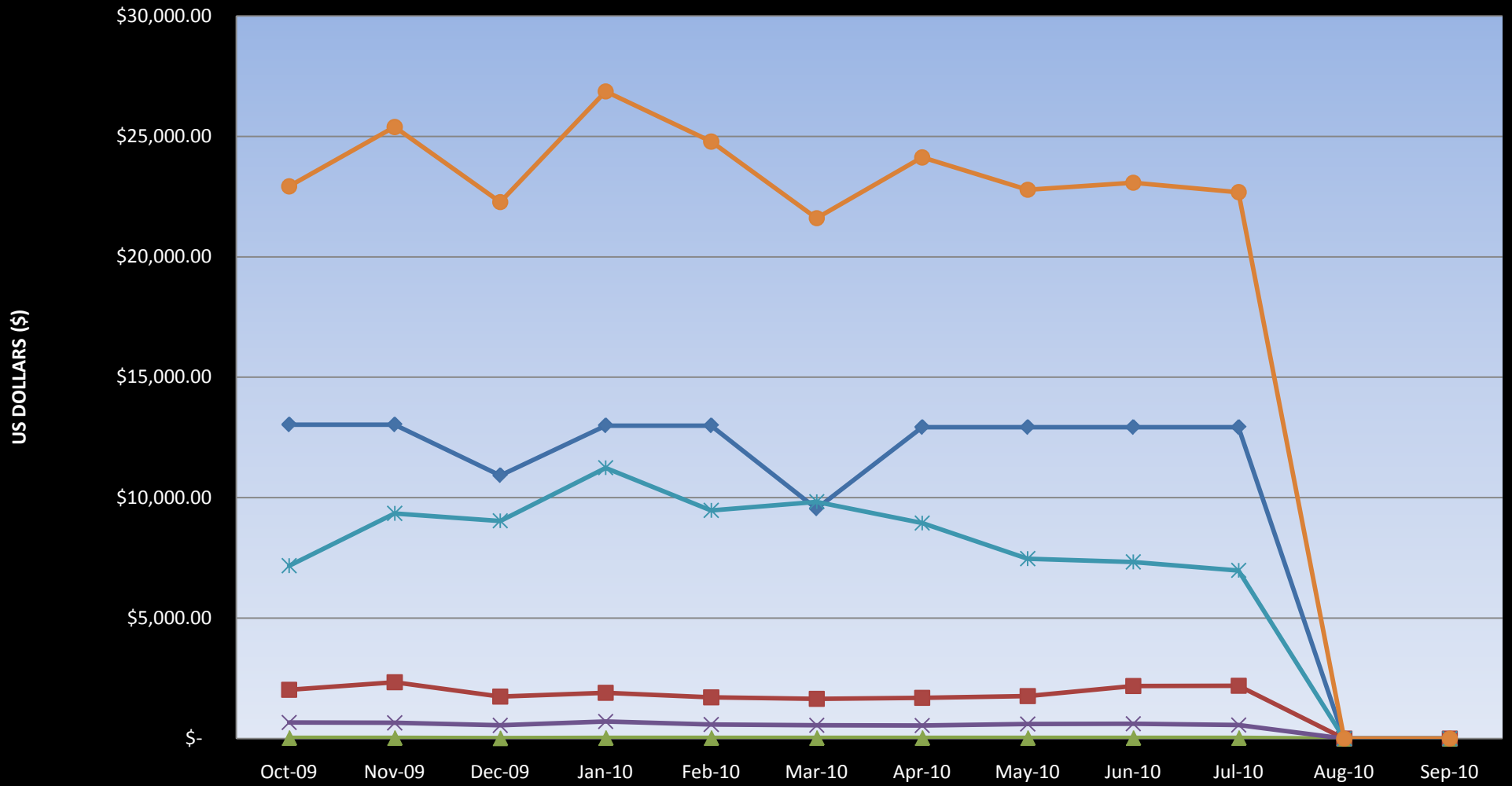
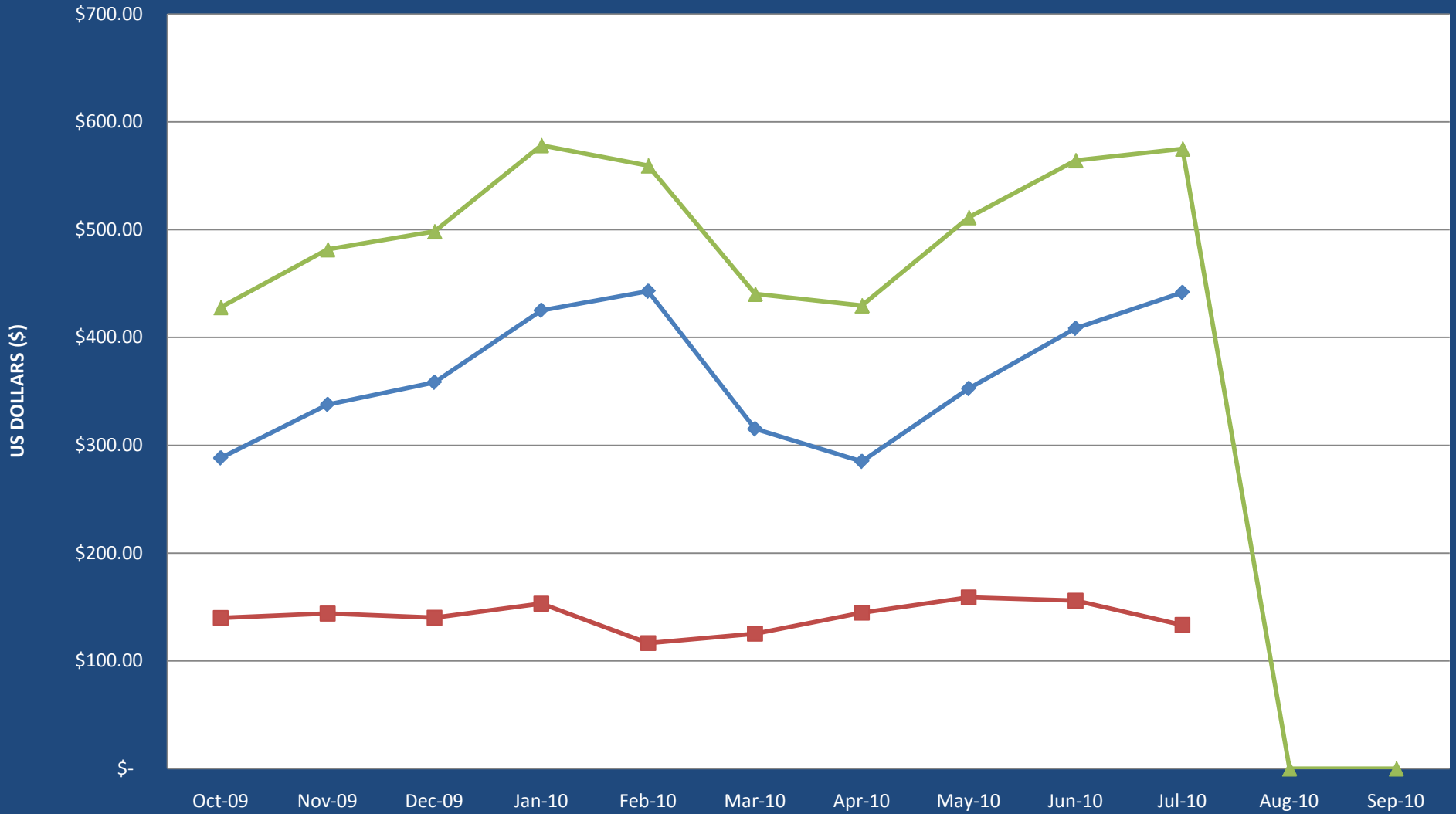


ELECTRIC UTILITIES FY 09/10



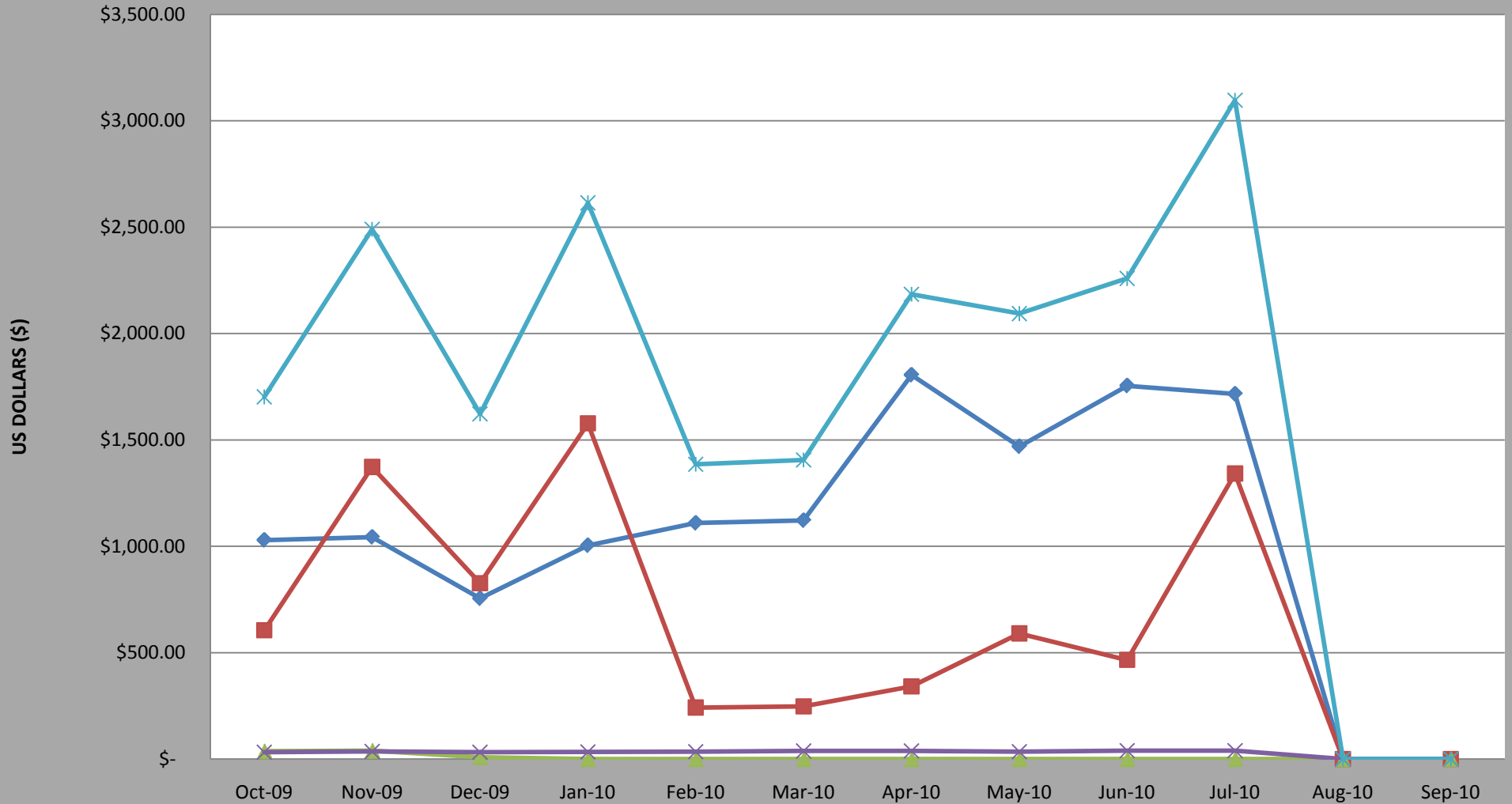
| | Oct-09 | Nov-09 | Dec-09 | Jan-10 | Feb-10 | Mar-10 | Apr-10 | May-10 | Jun-10 | Jul-10 | Aug-10 | Sep-10 |
|--------------------|------------|------------|------------|------------|------------|------------|------------|------------|------------|------------|--------|--------|
| Street Lights | \$13,032.1 | \$13,032.1 | \$10,927.1 | \$12,994.9 | \$12,994.9 | \$9,546.12 | \$12,924.4 | \$12,924.4 | \$12,924.4 | \$12,924.4 | \$- | \$- |
| Irrigation Pumps | \$2,021.47 | \$2,333.63 | \$1,741.55 | \$1,898.83 | \$1,710.59 | \$1,648.94 | \$1,687.56 | \$1,759.88 | \$2,177.55 | \$2,188.03 | \$- | \$- |
| Controllers | \$28.51 | \$28.41 | \$18.79 | \$29.81 | \$28.62 | \$28.74 | \$29.16 | \$28.07 | \$28.28 | \$28.52 | \$- | \$- |
| Guardhouse & Gates | \$666.57 | \$646.64 | \$545.20 | \$703.33 | \$578.72 | \$548.33 | \$539.82 | \$602.04 | \$613.45 | \$561.70 | \$- | \$- |
| Amenity Facilities | \$7,172.81 | \$9,345.07 | \$9,035.03 | \$11,235.4 | \$9,467.90 | \$9,829.77 | \$8,943.80 | \$7,464.98 | \$7,328.41 | \$6,978.06 | \$- | \$- |
| TOTAL ELECTRIC | \$22,921.4 | \$25,385.8 | \$22,267.6 | \$26,862.3 | \$24,780.7 | \$21,601.9 | \$24,124.7 | \$22,779.3 | \$23,072.1 | \$22,680.7 | \$- | \$- |

GAS UTILITIES FY 09/10



| | Oct-09 | Nov-09 | Dec-09 | Jan-10 | Feb-10 | Mar-10 | Apr-10 | May-10 | Jun-10 | Jul-10 | Aug-10 | Sep-10 |
|------------------|----------|----------|----------|----------|----------|----------|----------|----------|----------|----------|--------|--------|
| —◆— Pesco Energy | \$288.06 | \$337.67 | \$358.25 | \$425.05 | \$442.83 | \$315.02 | \$284.86 | \$352.50 | \$408.33 | \$441.65 | | |
| —■— TECO Gas | \$139.87 | \$143.88 | \$140.02 | \$153.07 | \$116.52 | \$125.25 | \$144.70 | \$158.86 | \$155.84 | \$133.33 | | |
| —▲— TOTAL GAS | \$427.93 | \$481.55 | \$498.27 | \$578.12 | \$559.35 | \$440.27 | \$429.56 | \$511.36 | \$564.17 | \$574.98 | \$- | \$- |

WATER UTILITIES FY 09/10



| | Oct-09 | Nov-09 | Dec-09 | Jan-10 | Feb-10 | Mar-10 | Apr-10 | May-10 | Jun-10 | Jul-10 | Aug-10 | Sep-10 |
|----------------------|------------|------------|------------|------------|------------|------------|------------|------------|------------|------------|--------|--------|
| ◆ Amenity Facilities | \$1,029.44 | \$1,043.45 | \$755.23 | \$1,004.26 | \$1,109.52 | \$1,121.87 | \$1,805.62 | \$1,469.43 | \$1,754.92 | \$1,716.43 | \$- | \$- |
| ■ Irrigation | \$604.84 | \$1,372.32 | \$826.16 | \$1,577.23 | \$241.66 | \$246.86 | \$341.33 | \$590.05 | \$465.47 | \$1,341.40 | \$- | \$- |
| ▲ Lift Station | \$36.56 | \$39.13 | \$8.82 | \$- | \$- | \$- | \$- | \$- | \$- | \$- | \$- | \$- |
| ✕ Other | \$31.45 | \$35.04 | \$32.14 | \$32.87 | \$34.32 | \$37.22 | \$37.95 | \$34.32 | \$38.67 | \$38.80 | \$- | \$- |
| ✧ TOTAL WATER | \$1,702.29 | \$2,489.94 | \$1,622.35 | \$2,614.36 | \$1,385.50 | \$1,405.95 | \$2,184.90 | \$2,093.80 | \$2,259.06 | \$3,096.63 | \$- | \$- |