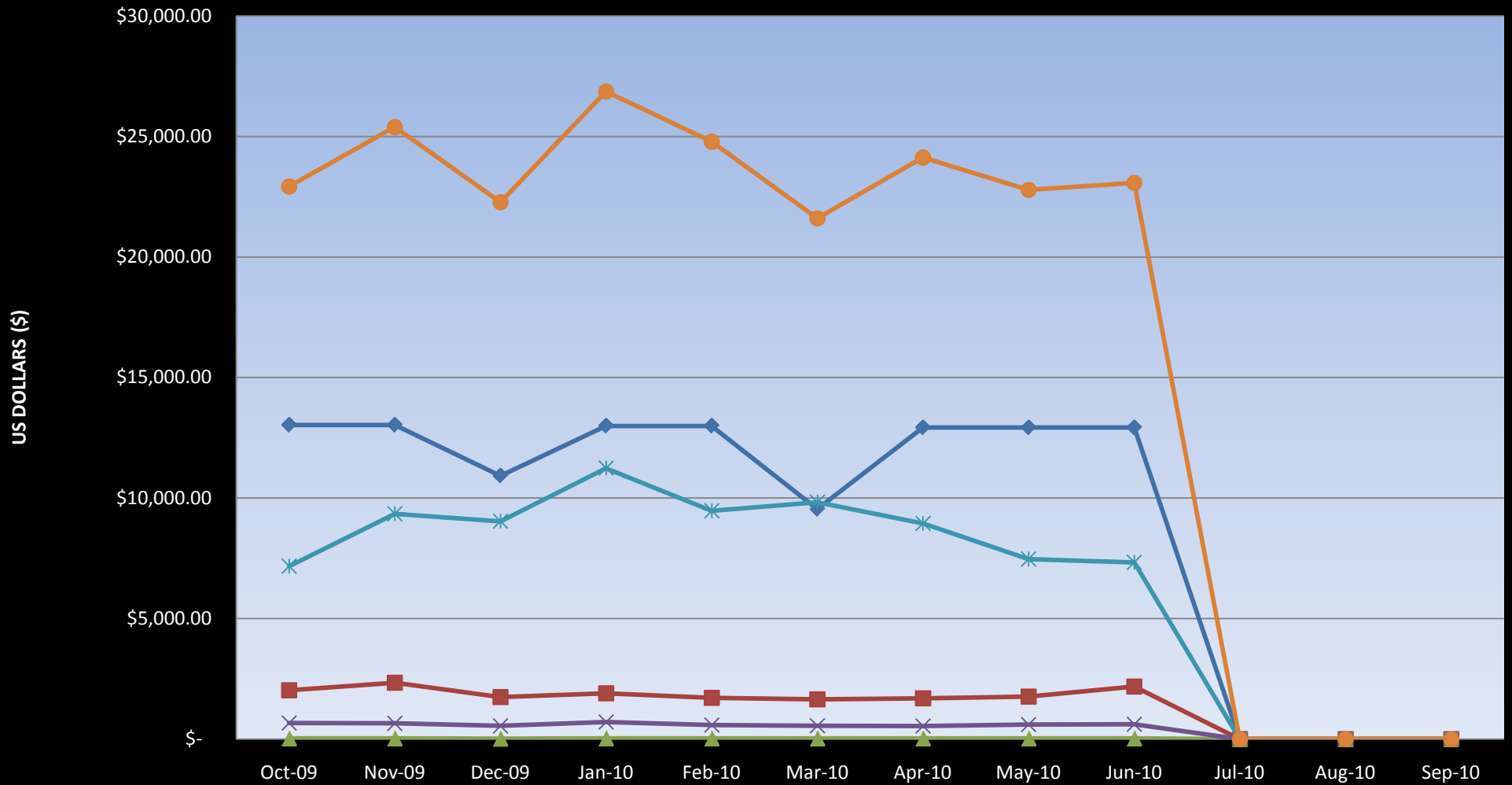
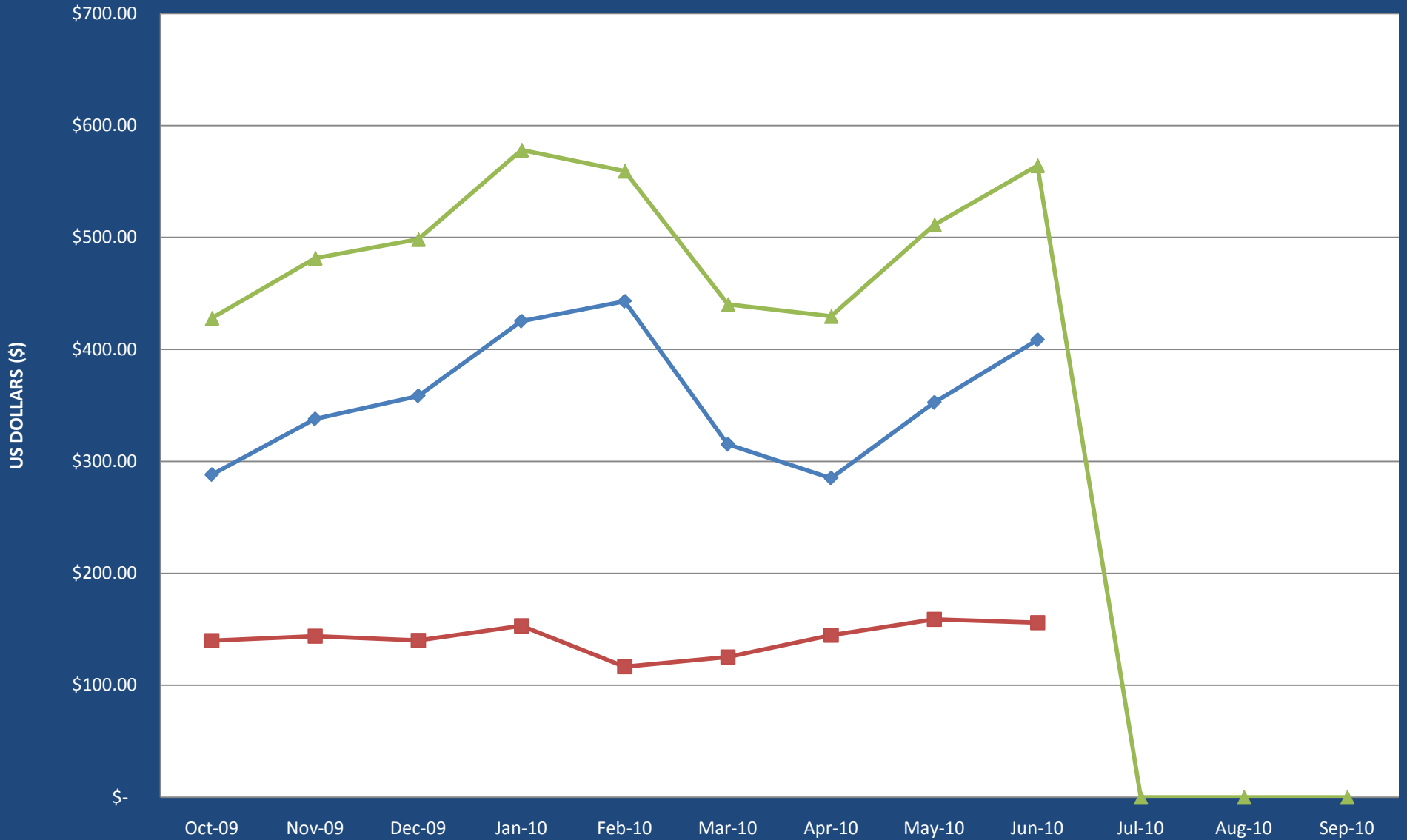


ELECTRIC UTILITIES FY 09/10



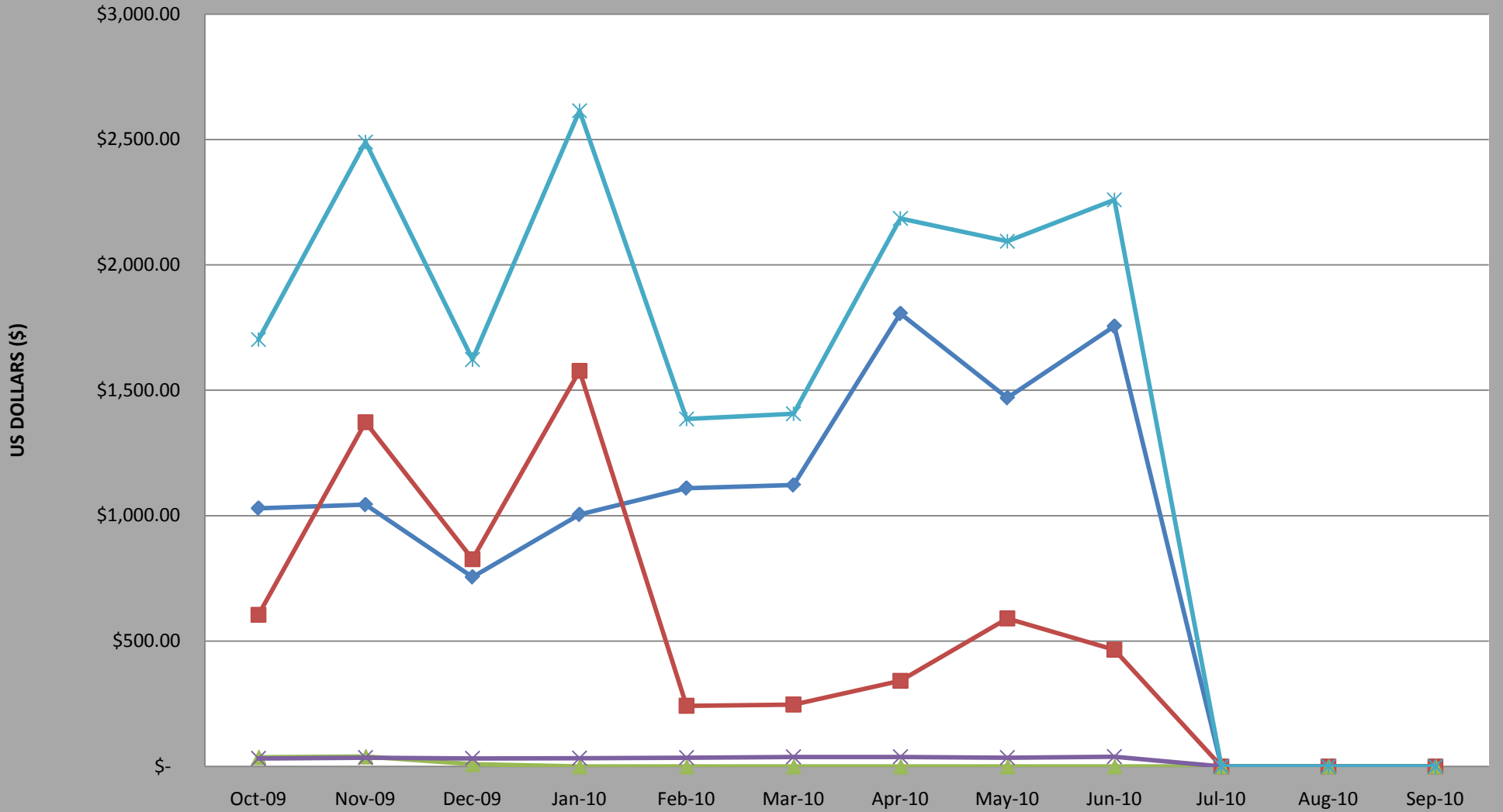
	Oct-09	Nov-09	Dec-09	Jan-10	Feb-10	Mar-10	Apr-10	May-10	Jun-10	Jul-10	Aug-10	Sep-10
Street Lights	\$13,032.1	\$13,032.1	\$10,927.1	\$12,994.9	\$12,994.9	\$9,546.12	\$12,924.4	\$12,924.4	\$12,924.4	\$-	\$-	\$-
Irrigation Pumps	\$2,021.47	\$2,333.63	\$1,741.55	\$1,898.83	\$1,710.59	\$1,648.94	\$1,687.56	\$1,759.88	\$2,177.55	\$-	\$-	\$-
Controllars	\$28.51	\$28.41	\$18.79	\$29.81	\$28.62	\$28.74	\$29.16	\$28.07	\$28.28	\$-	\$-	\$-
Guardhouse & Gates	\$666.57	\$646.64	\$545.20	\$703.33	\$578.72	\$548.33	\$539.82	\$602.04	\$613.45	\$-	\$-	\$-
Amenity Facilities	\$7,172.81	\$9,345.07	\$9,035.03	\$11,235.4	\$9,467.90	\$9,829.77	\$8,943.80	\$7,464.98	\$7,328.41	\$-	\$-	\$-
TOTAL ELECTRIC	\$22,921.4	\$25,385.8	\$22,267.6	\$26,862.3	\$24,780.7	\$21,601.9	\$24,124.7	\$22,779.3	\$23,072.1	\$-	\$-	\$-

GAS UTILITIES FY 09/10



	Oct-09	Nov-09	Dec-09	Jan-10	Feb-10	Mar-10	Apr-10	May-10	Jun-10	Jul-10	Aug-10	Sep-10
—◆— Pesco Energy	\$288.06	\$337.67	\$358.25	\$425.05	\$442.83	\$315.02	\$284.86	\$352.50	\$408.33			
—■— TECO Gas	\$139.87	\$143.88	\$140.02	\$153.07	\$116.52	\$125.25	\$144.70	\$158.86	\$155.84			
—▲— TOTAL GAS	\$427.93	\$481.55	\$498.27	\$578.12	\$559.35	\$440.27	\$429.56	\$511.36	\$564.17	\$-	\$-	\$-

WATER UTILITIES FY 09/10



	Oct-09	Nov-09	Dec-09	Jan-10	Feb-10	Mar-10	Apr-10	May-10	Jun-10	Jul-10	Aug-10	Sep-10
◆ Amenity Facilities	\$1,029.44	\$1,043.45	\$755.23	\$1,004.26	\$1,109.52	\$1,121.87	\$1,805.62	\$1,469.43	\$1,754.92	\$-	\$-	\$-
■ Irrigation	\$604.84	\$1,372.32	\$826.16	\$1,577.23	\$241.66	\$246.86	\$341.33	\$590.05	\$465.47	\$-	\$-	\$-
▲ Lift Station	\$36.56	\$39.13	\$8.82	\$-	\$-	\$-	\$-	\$-	\$-	\$-	\$-	\$-
✕ Other	\$31.45	\$35.04	\$32.14	\$32.87	\$34.32	\$37.22	\$37.95	\$34.32	\$38.67	\$-	\$-	\$-
✕ TOTAL WATER	\$1,702.29	\$2,489.94	\$1,622.35	\$2,614.36	\$1,385.50	\$1,405.95	\$2,184.90	\$2,093.80	\$2,259.06	\$-	\$-	\$-