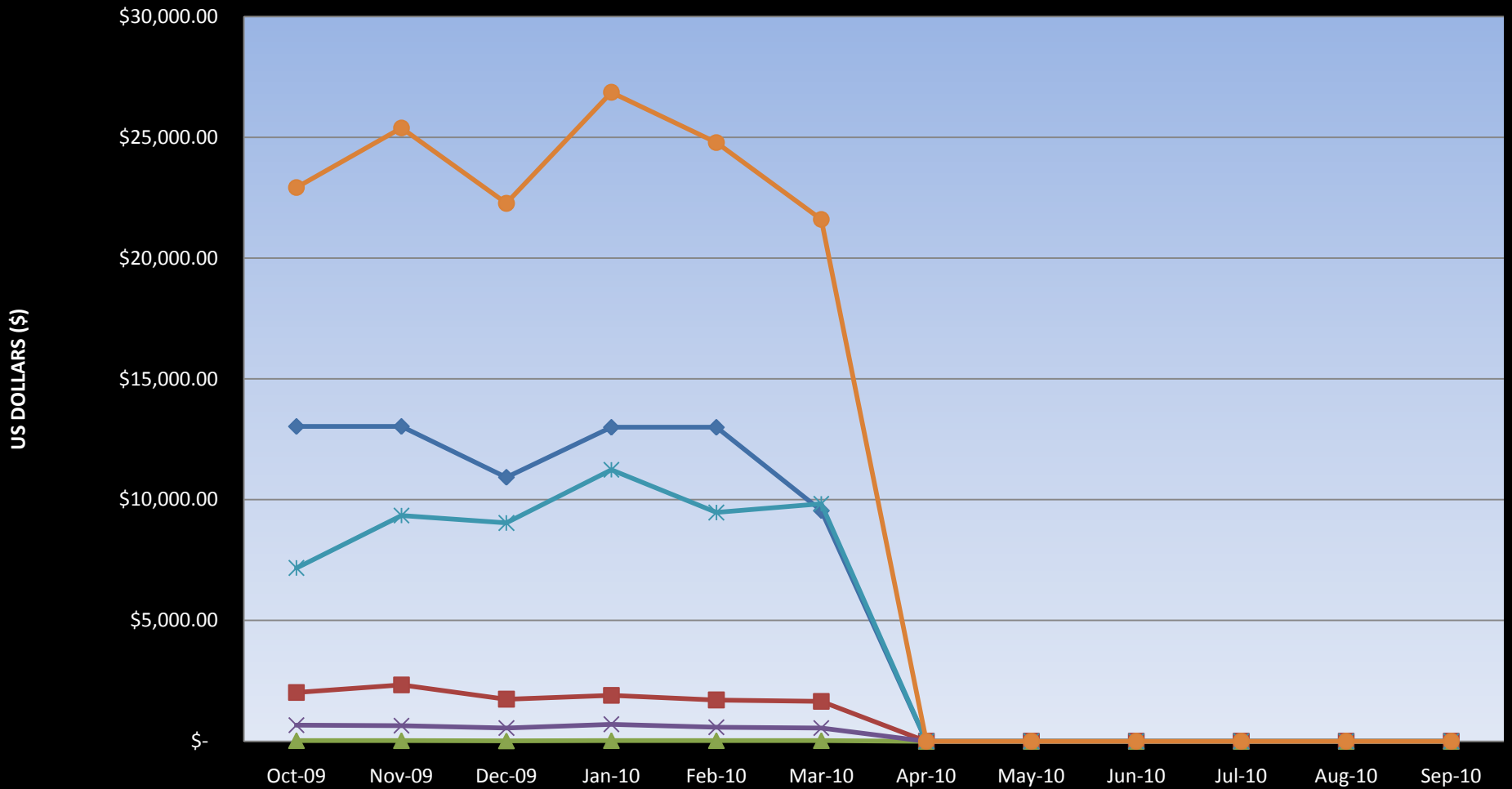
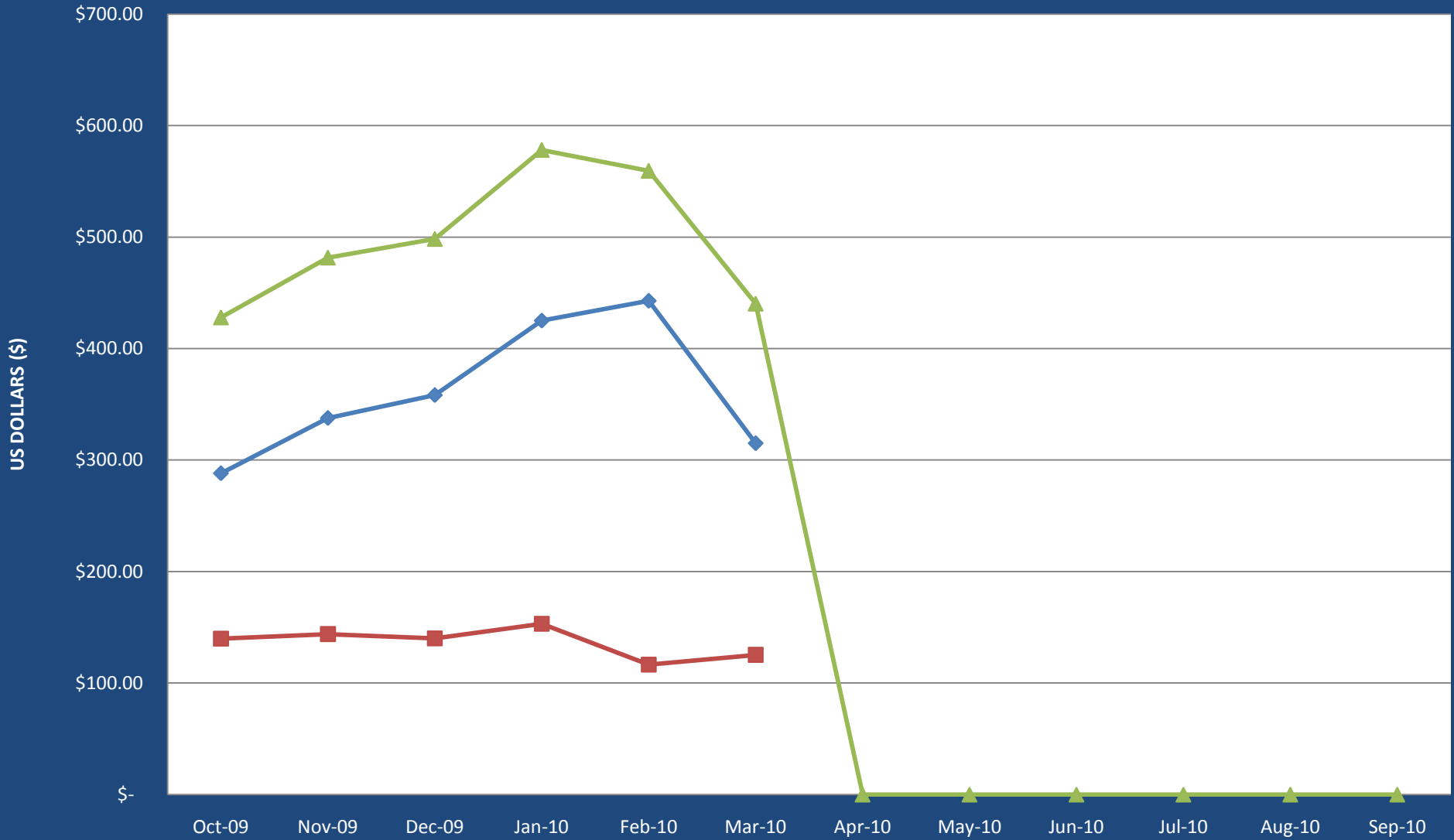


ELECTRIC UTILITIES FY 09/10



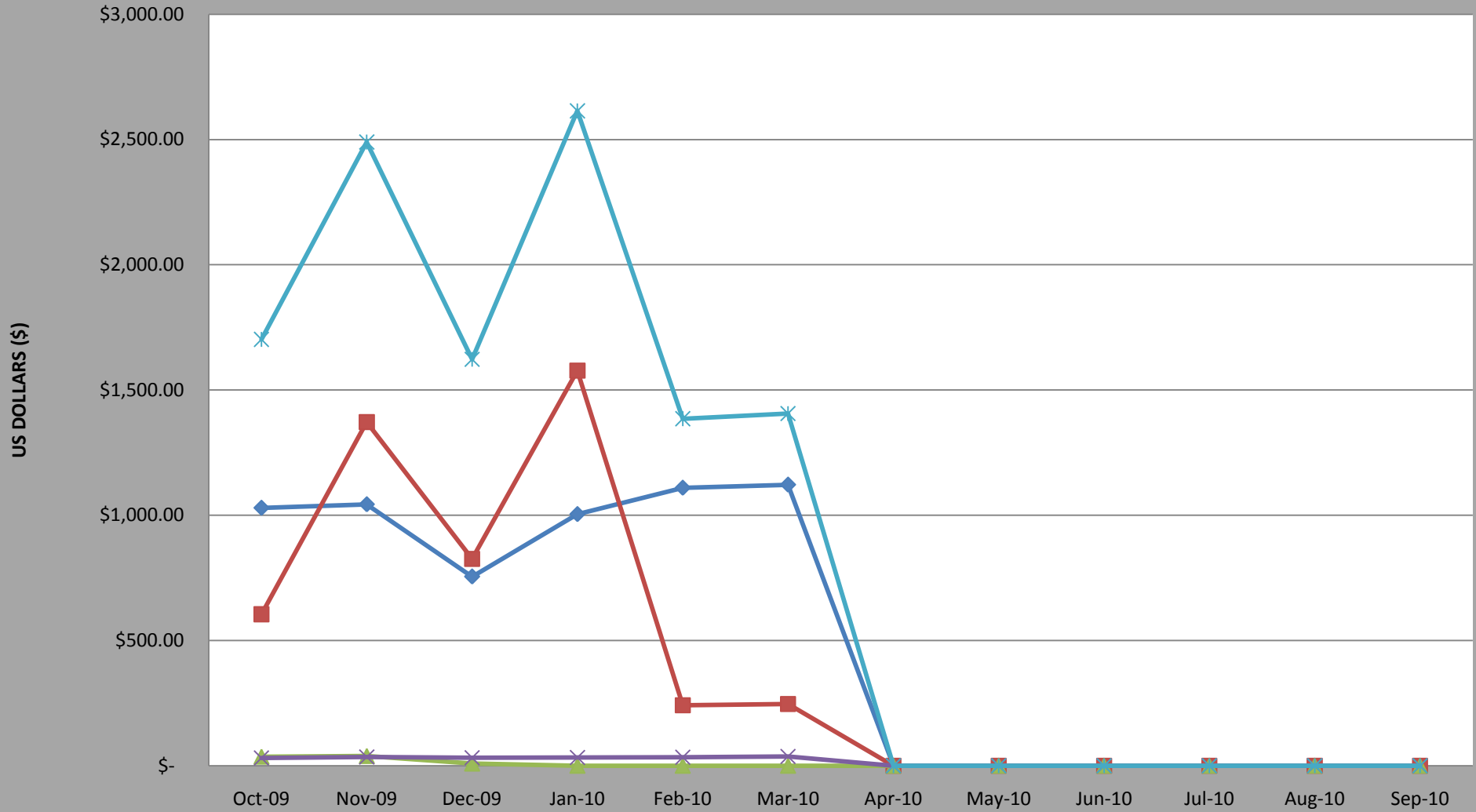
	Oct-09	Nov-09	Dec-09	Jan-10	Feb-10	Mar-10	Apr-10	May-10	Jun-10	Jul-10	Aug-10	Sep-10
Street Lights	\$13,032.11	\$13,032.11	\$10,927.11	\$12,994.96	\$12,994.96	\$9,546.12	\$-	\$-	\$-	\$-	\$-	\$-
Irrigation Pumps	\$2,021.47	\$2,333.63	\$1,741.55	\$1,898.83	\$1,710.59	\$1,648.94	\$-	\$-	\$-	\$-	\$-	\$-
Controllers	\$28.51	\$28.41	\$18.79	\$29.81	\$28.62	\$28.74	\$-	\$-	\$-	\$-	\$-	\$-
Guardhouse & Gates	\$666.57	\$646.64	\$545.20	\$703.33	\$578.72	\$548.33	\$-	\$-	\$-	\$-	\$-	\$-
Amenity Facilities	\$7,172.81	\$9,345.07	\$9,035.03	\$11,235.43	\$9,467.90	\$9,829.77	\$-	\$-	\$-	\$-	\$-	\$-
TOTAL ELECTRIC	\$22,921.47	\$25,385.86	\$22,267.68	\$26,862.36	\$24,780.79	\$21,601.90	\$-	\$-	\$-	\$-	\$-	\$-

GAS UTILITIES FY 09/10



	Oct-09	Nov-09	Dec-09	Jan-10	Feb-10	Mar-10	Apr-10	May-10	Jun-10	Jul-10	Aug-10	Sep-10
—◆— Pesco Energy	\$288.06	\$337.67	\$358.25	\$425.05	\$442.83	\$315.02						
—■— TECO Gas	\$139.87	\$143.88	\$140.02	\$153.07	\$116.52	\$125.25						
—▲— TOTAL GAS	\$427.93	\$481.55	\$498.27	\$578.12	\$559.35	\$440.27	\$-	\$-	\$-	\$-	\$-	\$-

WATER UTILITIES FY 09/10



	Oct-09	Nov-09	Dec-09	Jan-10	Feb-10	Mar-10	Apr-10	May-10	Jun-10	Jul-10	Aug-10	Sep-10
◆ Amenity Facilities	\$1,029.44	\$1,043.45	\$755.23	\$1,004.26	\$1,109.52	\$1,121.87	\$-	\$-	\$-	\$-	\$-	\$-
■ Irrigation	\$604.84	\$1,372.32	\$826.16	\$1,577.23	\$241.66	\$246.86	\$-	\$-	\$-	\$-	\$-	\$-
▲ Lift Station	\$36.56	\$39.13	\$8.82	\$-	\$-	\$-	\$-	\$-	\$-	\$-	\$-	\$-
✕ Other	\$31.45	\$35.04	\$32.14	\$32.87	\$34.32	\$37.22	\$-	\$-	\$-	\$-	\$-	\$-
★ TOTAL WATER	\$1,702.29	\$2,489.94	\$1,622.35	\$2,614.36	\$1,385.50	\$1,405.95	\$-	\$-	\$-	\$-	\$-	\$-

